

Maintenance-Free Rechargeable Sealed Lead-Acid Battery



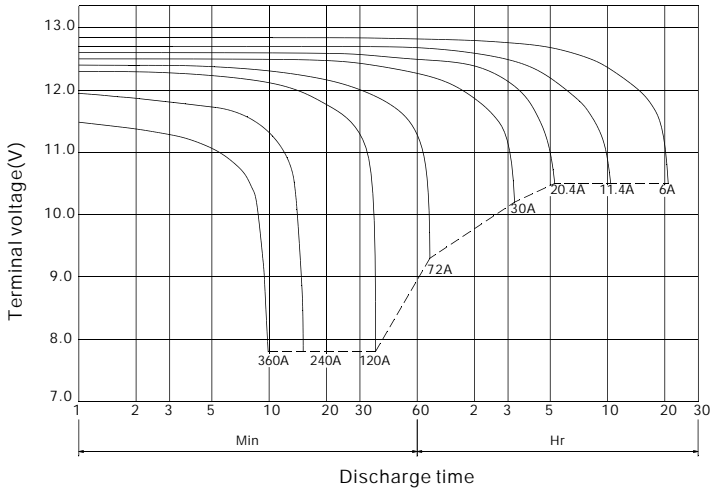
BP120-12

The battery is constructed by plates, separators, safety valves, flame arrestors and container. Since the electrolyte is held by a glass-mat separator and plates, the battery can use in any direction and position without leakage.

PERFORMANCE SPECIFICATIONS

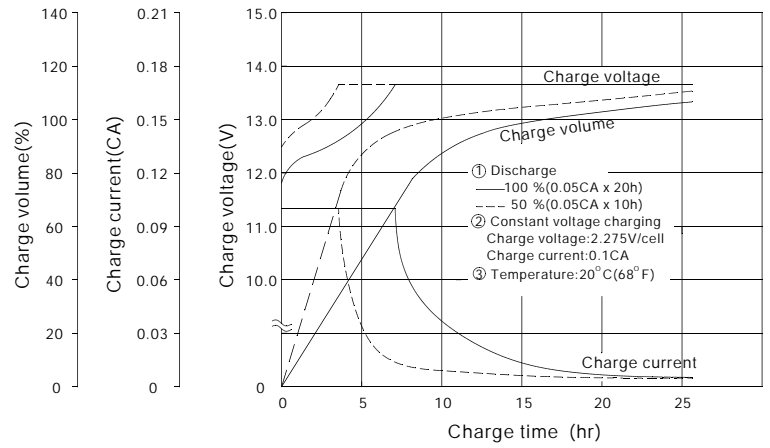
Nominal Voltage(V).....	12 volts(6cells in series)
Nominal Capacity(AH)	
20 Hour rate F.V.(1.75V/cell) (6.00A to 10.50volts)	120A.H.
10 Hour rate F.V.(1.75V/cell) (11.40A to 10.50volts)	114A.H.
5 Hour rate F.V.(1.75V/cell) (20.40A to 10.50volts)	102A.H.
1 Hour rate F.V.(1.55V/cell) (72.00A to 9.30volts)	72A.H.
Approximate Weight.....	39.5kg(87.1lbs.)
Terminal	
Standard.....	Type B4
Internal Resistance (Fully Charged Battery).....	<4m Ω
Maximum Discharge Current For 5 sec. (A).....	1200A
Maximum Charge Current(A).....	36A
Ambient Temperature	
Charge.....	0°C(32°F)~40°C(104°F)
Discharge.....	-20°C(-4°F)~50°C(122°F)
Storage.....	-20°C(-4°F)~40°C(104°F)
Case.....	ABS
Dimension(mm/inch)	
Length ±2mm.....	407/16.02
Width ±2mm.....	173/6.81
Container Height ±2mm.....	210/8.27
Total Height ±2mm.....	239/9.41
Application.....	UPS, TELCOM, Golf-Carts.

BP120-12 Battery discharge characteristics (25°C/77°F)



BATTERY CHARGING CHARACTERISTICS

(Typical example of the charge characteristics for the standby use)

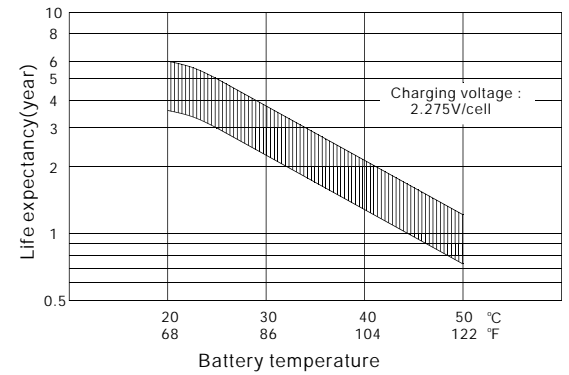


Charging Procedure

Application	Charging method	Charging Voltage at 20°C (V/cell)	Temperature compensation coefficient of charging voltage (mV/°C/cell)	Max. charging current (CA)	Charging time 0.1CA, 20°C (h)		Temp (°C)
					100% discharge	50% discharge	
For standby power Source	Constant voltage & Constant current charging (with current restriction)	2.25-2.30	-3	0.3	24	20	0-40 (32-104°F)
For cycle service		2.40-2.50	-4	0.3	16	10	

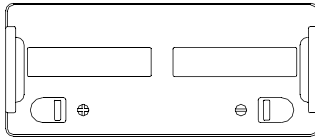
*Temperature compensation of charging voltage is not needed, when using the batteries within 5°C to 35°C range.

Effect of Temperature on Long Term Float Life



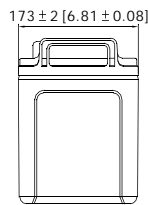
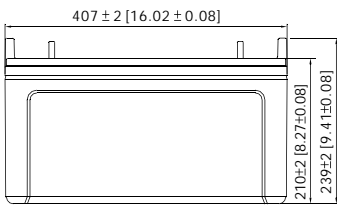
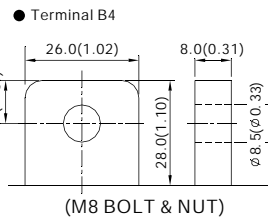
OUTER DIMENSIONS

mm(inch)



TERMINAL TYPE

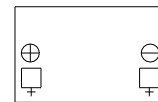
mm(inch)



Constant power discharge characteristics at 25°C/77°F

Final Voltage	Discharge time								
	5Min	10Min	15Min	30Min	1Hr	3Hr	5Hr	10Hr	20Hr
10.80V	3688.0	2821.1	2346.2	1522.3	873.43	349.72	241.20	134.75	70.45
10.50V	4268.0	3055.9	2454.5	1580.5	899.48	356.75	244.80	136.80	72.00
10.20V	4534.6	3166.3	2530.0	1616.5	915.77	360.00	246.17	137.48	72.35
9.90V	4738.6	3242.1	2588.2	1638.8	926.75	362.57	247.03	137.83	72.52
9.60V	4896.0	3307.2	2640.0	1656.0	936.00	364.63	247.72	137.83	72.52

TERMINAL POSITION



B.B. BATTERY CO., LTD. Web Site: <http://www.bb-battery.com>

USA :

B&B BATTERY (USA) INC.
 6415 RANDOLPH ST. COMMERCE,
 CA, 90040 U.S.A.
 TEL: 1-323-278-1900 1-800-278-8599
 FAX: 1-323-278-1268

CHINA FACTORY:

CHENG DONG TRIAL AREA, HUANG GANG,
 RAOPING GUANG DONG, CHINA, 515700
 TEL: 86-768-7601001-2
 FAX: 86-768-7601469

UK:

B & B BATTERY (UK) CO., LTD.
 TEL: 44-161-339-9458
 FAX: 44-161-343-7030

HONG KONG:

NATIONAL TRADING LTD.
 TEL: 852-2301-3800
 FAX: 852-2739-1182

JAPAN:

B & B BATTERY (JAPAN) CO., LTD.
 TEL: 81-426-256-537
 FAX: 81-426-256-537

TAIWAN:

B & B BATTERY CO., LTD.
 TEL: 886-6-5898081-3
 FAX: 886-6-5898087



MH19884

